

Name \_\_\_\_\_

August 28, 2014

Dear Parents,

For homework in third grade students are expected to read for at least 20 minutes, write in their reading logs each day and do an additional 40 minutes of homework each week.

In an attempt to better accommodate your busy schedules, the third grade team has decided to provide you with a homework packet for the week. The packet will go home on Fridays and should be returned when finished, or by Thursday the following week. This means students can choose when in the week best fits their schedule to complete the additional work. If your child is having difficulties please have them talk to their teacher right away so we are aware and can instruct or differentiate as needed. If it takes more than 40 minutes during the week, please have your child stop working and send me an email. Students should begin working on a page that interests them or what they feel would benefit them the most.

Thank you,  
Third Grade Team



Name \_\_\_\_\_

## Planning For Homework Time

Establishing a good Homework Routine is important for school success.

1. **Where** could you do your homework?

Good choices

1. \_\_\_\_\_

2. \_\_\_\_\_

Not good choices

1. \_\_\_\_\_

2. \_\_\_\_\_

It's important to find a regular place where you can plan to do your homework all, or most of the time during the school year.

2. Sketch the place that you plan to do your homework this year.



3. **What tools** do you have in your homework place?

Circle what is already there:

*Pencil, eraser, dictionary, timer or a clock*

4. Which tools do you need to add to your homework place?

---

**When** you do your homework is also important.

It's always a good idea to start homework when you are not too sleepy or too hungry.

On the back, write an after school schedule for yourself that you could use during the week.

If you think you'll have an after school activity include that. Remember to include when you'll do your homework. Feel free to add more boxes to this chart if you need them.

Time	Activity

Read a book and make your own book cover.

By \_\_\_\_\_

Name \_\_\_\_\_

## Two-Hundred Chart

What's Missing?

	102	103		105	106	107	108	109	110
111	112	113	114	115	116		118	119	120
121		123	124	125		127	128	129	130
131	132	133	134	135	136	137	138	139	
141		143	144		146	147	148	149	150
	152	153	154	155	156	157		159	160
161	162	163	164	165		167	168	169	170
171	172		174	175	176	177	178		180
		183	184	185	186	187	188	189	190
191	192	193		195	196	197		199	200

$$\begin{array}{r} 10 \\ -6 \\ \hline \end{array}$$

$$\begin{array}{r} 10 \\ -8 \\ \hline \end{array}$$

$$\begin{array}{r} 9 \\ -9 \\ \hline \end{array}$$

$$\begin{array}{r} 12 \\ -4 \\ \hline \end{array}$$

$$\begin{array}{r} 11 \\ -3 \\ \hline \end{array}$$

$$\begin{array}{r} 6 \\ -6 \\ \hline \end{array}$$

$$\begin{array}{r} 12 \\ -7 \\ \hline \end{array}$$

$$\begin{array}{r} 17 \\ -8 \\ \hline \end{array}$$

$$\begin{array}{r} 10 \\ -9 \\ \hline \end{array}$$

$$\begin{array}{r} 11 \\ -2 \\ \hline \end{array}$$

$$\begin{array}{r} 14 \\ -7 \\ \hline \end{array}$$

$$\begin{array}{r} 13 \\ -9 \\ \hline \end{array}$$

$$\begin{array}{r} 10 \\ -1 \\ \hline \end{array}$$

$$\begin{array}{r} 11 \\ -6 \\ \hline \end{array}$$

$$\begin{array}{r} 5 \\ -1 \\ \hline \end{array}$$

$$\begin{array}{r} 13 \\ -4 \\ \hline \end{array}$$

$$\begin{array}{r} 12 \\ -9 \\ \hline \end{array}$$

$$\begin{array}{r} 11 \\ -5 \\ \hline \end{array}$$

$$\begin{array}{r} 11 \\ -7 \\ \hline \end{array}$$

$$\begin{array}{r} 7 \\ -5 \\ \hline \end{array}$$

$$\begin{array}{r} 16 \\ -7 \\ \hline \end{array}$$

$$\begin{array}{r} 11 \\ -8 \\ \hline \end{array}$$

$$\begin{array}{r} 14 \\ -8 \\ \hline \end{array}$$

$$\begin{array}{r} 3 \\ -0 \\ \hline \end{array}$$

$$\begin{array}{r} 12 \\ -6 \\ \hline \end{array}$$

$$\begin{array}{r} 16 \\ -8 \\ \hline \end{array}$$

$$\begin{array}{r} 8 \\ -1 \\ \hline \end{array}$$

$$\begin{array}{r} 10 \\ -7 \\ \hline \end{array}$$

$$\begin{array}{r} 17 \\ -9 \\ \hline \end{array}$$

$$\begin{array}{r} 13 \\ -5 \\ \hline \end{array}$$

$$\begin{array}{r} 12 \\ -8 \\ \hline \end{array}$$

$$\begin{array}{r} 14 \\ -6 \\ \hline \end{array}$$

$$\begin{array}{r} 15 \\ -7 \\ \hline \end{array}$$

$$\begin{array}{r} 15 \\ -9 \\ \hline \end{array}$$

$$\begin{array}{r} 13 \\ -8 \\ \hline \end{array}$$

$$\begin{array}{r} 8 \\ -5 \\ \hline \end{array}$$

$$\begin{array}{r} 13 \\ -6 \\ \hline \end{array}$$

$$\begin{array}{r} 15 \\ -8 \\ \hline \end{array}$$

$$\begin{array}{r} 9 \\ -5 \\ \hline \end{array}$$

$$\begin{array}{r} 10 \\ -3 \\ \hline \end{array}$$

$$\begin{array}{r} 15 \\ -6 \\ \hline \end{array}$$

$$\begin{array}{r} 6 \\ -5 \\ \hline \end{array}$$

$$\begin{array}{r} 12 \\ -3 \\ \hline \end{array}$$

$$\begin{array}{r} 10 \\ -4 \\ \hline \end{array}$$

$$\begin{array}{r} 14 \\ -8 \\ \hline \end{array}$$

$$\begin{array}{r} 14 \\ -5 \\ \hline \end{array}$$


$$\begin{array}{r} 13 \\ -7 \\ \hline \end{array}$$

$$\begin{array}{r} 16 \\ -9 \\ \hline \end{array}$$

$$\begin{array}{r} 11 \\ -4 \\ \hline \end{array}$$

$$\begin{array}{r} 9 \\ -2 \\ \hline \end{array}$$

Draw the hands on the clock to show the time.  
Then, write a sentence to tell what happened.





Name: \_\_\_\_\_

---

---

---

---


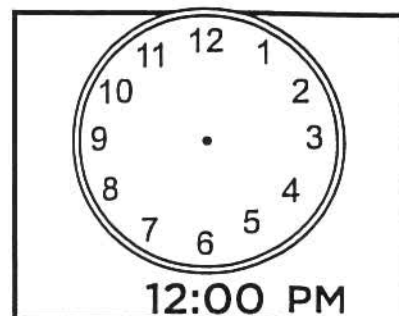



---

---

---

---






---

---

---

---

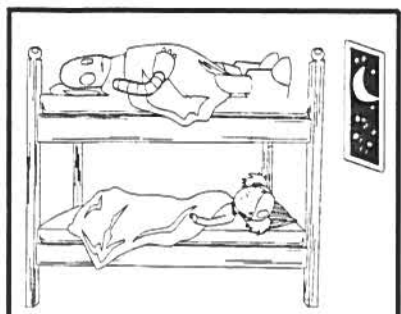




---

---

---

---




---

---

---

---

